





MONSTER PAPER BETTIES

BY SHANNANIGAN

Mini Doll



SUGGEST USING A HOBBY KNIFE (X-ACTO) FOR PRECISE CUTTING.

Do not cut between arms and legs on the clothing pieces as they may differ from doll.

You will need to make paper tabs to keep the various hair pieces in place. Cut a paper tab & tape or glue it to back of each piece.



S. FINCH

CLARINDA

fold

WWW.PAPERBETTIES.COM

fold